



CLAUSE 35						
(I)(a) Statement showing Shareholding Pattern						
Name of the Company: CORE PROJECTS & TECHNOLOGIES LTD.						
Scrip Code: 512199		Quarter ended as on 31/03/2008				
Category code	Category of shareHolder	Number of shareholders	Total number of shares	Number of shares held in dematerialized form	Total shareholding as a percentage of total number of shares	
					A + B	A + B + C
A	ShareHolding of Promoter and Promoter Group					
1	Indian					
a	Individuals/HUFs	0	0	0	0.00	0.00
b	Central Govt./State Govt.	0	0	0	0.00	0.00
c	Bodies Corporate	1	38224939	38224939	46.09	46.09
d	Financial Institutions/Banks	0	0	0	0.00	0.00
e	Any Other	0	0	0	0.00	0.00
	SubTotal :A1	1	38224939	38224939	46.09	46.09
2	Foreign					
a	Individuals(NRI/Foreign Individuals)	0	0	0	0.00	0.00
b	Bodies Corporate	0	0	0	0.00	0.00
c	Institutions	0	0	0	0.00	0.00
d	Any Other(specify)	0	0	0	0.00	0.00
	SubTotal :A2	0	0	0	0.00	0.00
	SubTotal :A	1	38224939	38224939	46.09	46.09
B	Public shareholding					
1	Institutions					
a	Mutual Funds/UTI	10	826580	826580	1.00	1.00
b	Financial Institutions/Banks	1	1000	1000	0.00	0.00
c	Central Govt./State Govt.	1	2364600	2364600	2.85	2.85
d	Venture Capital Funds	0	0	0	0.00	0.00
e	Insurance Companies	0	0	0	0.00	0.00
f	Foreign Institutional Investors	18	5521427	5521427	6.66	6.66
g	Foreign Venture Capital Investors	0	0	0	0.00	0.00
	SubTotal :B1	30	8713607	8713607	10.51	10.51
2	Non-Institutions					
a	Bodies Corporate	835	21708138	21708138	26.17	26.17
bi	Individuals-Holding nominal shr capital upto Rs.1 lakh	19758	4894943	4882087	5.90	5.90
bii	Individuals-Holding nominal shr capital in excess of Rs.1 lakh	17	4295511	4295511	5.18	5.18
c	Any Other (Clearing member)	158	126419	126419	0.15	0.15
ci	Any Other (NRI)	179	172254	172254	0.21	0.21
cii	Any other(Foreign Corp Bodies)	5	3451040	3451040	4.16	4.16
ciii	Any other(Foreign Nationals)	3	1350000	0	1.63	1.63
civ	Any Other (Trust)	7	4500	4500	0.01	0.01
	SubTotal :B2	20962	36002805	34639949	43.41	43.41
	SubTotal :B	20992	44716412	43353556	53.91	53.91
C	Shares held by Custodians and against which Depository receipt have been issued					
		0	0	0	0.00	0.00
	SubTotal :	0	0	0	0.00	0.00
	SubTotal :C	0	0	0	0.00	0.00
Total of A + B		20993	82941351	81578495	100.00	100.00
Total of A + B + C		20993	82941351	81578495	100.00	100.00



	NOTES
	<p>The Beneficiary Position reports pertaining to fortnight 31st March, 2008 does not include 12,66,352 Equity shares acquired by Wisdom Global Enterprises Limited during the said period and therefore has not been considered in Clause 35 Statement. However the company has duly received the said intimation from Wisdom Global Enterprises and the same has been reported to the Stock Exchange(s). Consequently Wisdom Global Enterprises Limited holds 3,94,91,291</p>
	<p>1 shares aggregating to 47.61 % of the total capital as on 31st March, 2008.</p>
	<p>2 Shares under Foreign nationals 2©(iii) category represents shares issued to a Directors and his relatives.</p>




(I)(b) statement showing Shareholding of persons belonging to the category			
"Promoter and Promoter Group"			
SrNo	Name of the shareholder	Number of shares	Shares as a percentage of total number of shares{i.e.Grand Total (A)+(B)+(C) indicated in statement at para (I)(a) above}
1	WISDOM GLOBAL ENTERPRISES LIMITED	38224939	46.09
	TOTAL	38224939	46.09
(I)(c) Statement showing Shareholding of persons belonging to the category			
"Public " and holding more than 1% of the total number of shares			
SrNo	Name of the shareholder	Number of shares	Shares as a percentage of total number of shares{i.e.Grand Total (A)+(B)+(C) indicated in statement at para (I)(a) above}
1	JMV INFOTECH PRIVATE LIMITED	6822782	8.23
2	RHODES DIVERSIFIED	3677540	4.43
3	UNITED INDIA INSURANCE COMPANY LIMITED	2364600	2.85
4	VINA VIREN AHUJA	1875000	2.26
5	SMARNIYA PROPERTIES PVT LTD	1419500	1.71
6	MTL SHARE AND STOCK BROKER LTD	1400741	1.69
7	RELIGARE FINVEST LTD	1290061	1.56
8	INFRASTRUCTURE LEASING AND FINANCIAL SER	1124500	1.36
9	SWISS FINANCE CORPORATION (MAURITIUS) LI	1108435	1.34
10	WAY2WEALTH BROKERS PRIVATE LIMITED	1100684	1.33
11	COPTHALL MAURITIUS INVESTMENT LTD	965648	1.16
12	MAJI INFRASTRUCTURE PVT.LTD	847078	1.02
	TOTAL	23996569	28.93




(I)(d) Statement showing details of locked-in shares						
SrNo	Name of the shareholder	* Category of Shareholders (Promoters/Public)	Number of shares	Locked-in Shares as a percentage of total number of shares (i.e. Grand Total (A)+(B)+(C) indicated in statement at para (I)(a) above)		
1	HARIHAR IYER	Public	337500		0.41	
2	HOLLY IYER	Public	337500		0.41	
3	SHEKHAR IYER	Public	675000		0.81	
4	WISDOM GLOBAL ENTERPRISES	Promoter	38162520		46.01	
	TOTAL		39512520		47.64	



FORM A			
SHAREHOLDING PATTERN SUMMARY FOR FREE FLOAT INDICES			
Name of the Company: CORE PROJECTS & TECHNOLOGIES LTD.			
Scrip Code: 512199		Prepared as on 31/03/2008	
CategoryCd	Category	No.Of Shares Held	% of Shareholding
I	CONTROLLING/STRATEGIC HOLDING		
A	BASED IN INDIA		
1	Indian Individuals/HUFs and Relatives	0	0.00
2	Indian Corporate Bodies/Trusts/Partnerships	38224939	46.09
3	Persons Acting in Concert(also include Suppliers/Customers)	0	0.00
4	Other Directors and Relatives(other than in 1 above)	0	0.00
5	Employee Welfare Trusts/ESOPs(already converted into shares but locked in)	0	0.00
6	Banks/Financial Institutions	0	0.00
7	Central/State Govt.	0	0.00
8	Central/State Govt. Institutions	0	0.00
9	Venture Funds/Private Equity Funds	0	0.00
	Sub Total A	38224939	46.09
B	BASED OVERSEAS		
10	Foreign Individuals(including FDI)	0	0.00
11	Foreign Corporate Bodies(Including FDI)	0	0.00
12	Non Resident Indians(Individuals)	0	0.00
13	Non Resident Indian Corporate Bodies	0	0.00
	Sub Total B	0	0.00
C	GRDs/ADRs/ADSs		
		0	0.00
	Sub Total C	0	0.00
D	Others(Please Specify here)		
		0	0.00
	Sub Total D	0	0.00
E	Any other shares locked-in(except covered above)		
	Shares issued to Director and his relatives	1350000	1.63
	Sub Total E	1350000	1.63
	Sub Total I	39574939	47.71
II	FREE FLOAT		
A	BASED IN INDIA		
1	Indian Individuals/HUFs	9187134	11.08
2	Indian Corporate Bodies/Trusts/Partnerships	21712638	26.18
3	Independent Directors & Relatives	500	0.00
4	Present Employees	2820	0.00
5	Banks/Financial Institutions	1000	0.00
6	Central/State Govt.	0	0.00
7	Central/State Govt. Institutions	2364600	2.85
8	Insurance Companies	0	0.00
9	Mutual Funds	826580	1.00
10	Venture Funds/Private Equity Funds	0	0.00
11	Customers	0	0.00
12	Suppliers	0	0.00
	Sub Total A	34095272	41.11
B	BASED OVERSEAS		
13	Foreign Individuals	0	0.00
14	Foreign Corporate Bodies	3451040	4.16
15	Foreign Institutional Investors(SEBI-registered)	5521427	6.66
16	Non Resident Indians(individuals)	172254	0.21
17	Non Resident Indian Corporate Bodies	0	0.00
		0	0.00
	Sub Total B	9144721	11.03
C	GDRs/ADRs/ADSs		
		0	0.00
	Sub Total C	0	0.00
D	Others(Please specify here)		
1	In transit clearing members	126419	0.15
	Sub Total D	126419	0.15
	Sub Total II	43366412	52.29
	Grand Total:	82941351	100.00
BROAD SUMMARY OF HOLDINGS			
		No.Of Shares Held	% of Shareholding
Total Controlling/Strategic Holdings		38224939	46.09
Total Free - Float		44716412	53.91
	Grand Total:	82941351	100.00
SUMMARY OF DOMESTIC/FOREIGN HOLDINGS			
		No.Of Shares Held	% of Shareholding
Total Domestic Holding		72446630	87.35
Total Foreign Holding		10494721	12.65
	Grand Total:	82941351	100.00




CONTROLLING/STRATEGIC HOLDERS		FORM B		
(Include every single holder and list them Categorywise)				
Name of the Company: CORE PROJECTS & TECHNOLOGIES LTD.				
Scrip Code:	512199	Quarter ended as on 31/03/2008		
SrNo	Holders Name	No.Of Shares Held	% Of ShrHolding	Category Code
CORPORATE BODIES				
1	WISDOM GLOBAL ENTERPRISES LIMITED	38224939	46.09	IA2
		38224939	46.09	
NOTES:-				
<p>The Beneficiary Position reports pertaining to fortnight 31st March, 2008 does not include 12,66,352 Equity shares acquired by Wisdom Global Enterprises Limited during the said period and therefore has not been considered in Clause 35 Statement. However the company has duly received the said intimation from Wisdom Global Enterprises and the same has been reported to the Stock Exchange(s). Consequently Wisdom Global Enterprises Limited holds 3,94,91,291 shares aggregating to 47.61 % of the total capital as on 31st March, 2008.</p>				



FREE -FLOAT HOLDERS				FORM C	
DISCLOSE ONLY HOLDINGS OF 1% & ABOVE					
(List holders Categorywise)					
Name of the Company: CORE PROJECTS & TECHNOLOGIES LTD.					
Scrip Code: 512199		Quarter ended as on 31/03/2008			
SrNo	Holders Name	No.Of Shares Held	% of share holding	Category Code	Relationship if any with anyone in I
RESIDENT INDIVIDUALS					
1	VINA VIREN AHUJA	1875000	2.26	IIA1	N.A.
	TOTAL	1875000	2.26		
CORPORATE BODIES					
1	JMV INFOTECH PRIVATE LIMITED	6822782	8.23	IIA2	N.A.
2	SMARNIYA PROPERTIES PVT LTD	1419500	1.71	IIA2	N.A.
3	MTL SHARE AND STOCK BROKER LTD	1400741	1.69	IIA2	N.A.
4	RELIGARE FINVEST LTD	1290061	1.56	IIA2	N.A.
5	INFRASTRUCTURE LEASING AND FINANCIAL SER	1124500	1.36	IIA2	N.A.
6	WAY2WEALTH BROKERS PRIVATE LIMITED	1100684	1.33	IIA2	N.A.
7	MAJI INFRASTRUCTURE PVT.LTD	847078	1.02	IIA2	N.A.
	TOTAL	14005346	16.89		
FOREIGN INSTITUTIONAL INVESTORS					
1	RHODES DIVERSIFIED	3677540	4.43	IIB15	N.A.
	TOTAL	3677540	4.43		
CENTRAL/STATE GOVT. INSTITUTIONS					
1	UNITED INDIA INSURANCE COMPANY LIMITED	2364600	2.85	IIA7	N.A.
	TOTAL	2364600	2.85		
FOREIGN CORPORATE BODIES (INCLUDING FDI)					
1	SWISS FINANCE CORPORATION (MAURITIUS) LI	1108435	1.34	IIB14	N.A.
2	COPTHALL MAURITIUS INVESTMENT LTD	965648	1.16	IIB14	N.A.
	TOTAL	2074083	2.50		



(II)(a) Statement showing details of Depository Receipts(DRs)				
Sr. No.	Type of outstanding DR	Number of outstanding DRs	Number of shares underlying outstanding DRs	Shares underlying outstanding DRs as a percentage of total Number of shares {i.e. Grand Total (A) + (B) + (C) indicated in Statement at para (I)(a) above}
1.	-	-	-	-
2.	-	-	-	-
Total :	-	-	-	-



(II)(b) Statement showing Holding of Depository Receipts (DRs), Where underlying shares are in excess of 1% of the total number of shares				
Sr. No.	Name of the DR Holder	Type of outstanding DR (ADRs,GDRs, SDRs etc.)	Number of shares underlying outstanding DRs	Shares underlying outstanding DRs as a percentage of total Number of shares {i.e. Grand Total (A) + (B) + (C) indicated in Statement at para (I)(a) above}
1.	-	-	-	-
2.	-	-	-	-
Total :	-	-	-	-

