

(I)(a) Statement showing Shareholding Pattern

Name of the Company: CORE PROJECT & TECHNOLOGIES LTD.

Scrip Code: 512199 Quarter ended as on 30/06/2008


Category code	Category of shareHolder	Number of shareholders	Total number of shares	Number of shares held in dematerialized form	Total shareholding as a percentage of total number of shares	
					A + B	A + B + C
A	ShareHolding of Promoter and Promoter Group					
1	Indian					
a	Individuals/HUFs	-	-	-	-	-
b	Central Govt./State Govt.	-	-	-	-	-
c	Bodies Corporate	1.00	39,491,291.00	39,491,291.00	47.61	47.61
d	Financial Institutions/Banks	-	-	-	-	-
e	Any Other	-	-	-	-	-
	SubTotal :A1	1.00	39,491,291.00	39,491,291.00	47.61	47.61
2	Foreign					
a	Individuals(NRI/Foreign Individuals)	-	-	-	-	-
b	Bodies Corporate	-	-	-	-	-
c	Institutions	-	-	-	-	-
d	Any Other(specify)	-	-	-	-	-
	SubTotal :A2	-	-	-	-	-
	SubTotal :A	1.00	39,491,291.00	39,491,291.00	47.61	47.61
B	Public shareholding					
1	Institutions					
a	Mutual Funds/UTI	8.00	644,768.00	644,768.00	0.78	0.78
b	Financial Institutions/Banks	2.00	1,100.00	1,100.00	0.00	0.00
c	Central Govt./State Govt.	1.00	2,893,642.00	2,893,642.00	3.49	3.49
d	Venture Capital Funds	-	-	-	-	-
e	Insurance Companies	-	-	-	-	-
f	Foreign Institutional Investors	15.00	5,601,877.00	5,601,877.00	6.75	6.75
g	Foreign Venture Capital Investors	-	-	-	-	-
	SubTotal :B1	26.00	9,141,387.00	9,141,387.00	11.02	11.02
2	Non-Institutions					
a	Bodies Corporate	831.00	21,329,708.00	21,329,708.00	25.72	25.72
bi	Individuals-Holding nominal shr capital upto Rs.1 lakh	19,563.00	5,063,338.00	5,050,482.00	6.10	6.10
bii	Individuals-Holding nominal shr capital in excess of Rs.1 lakh	20.00	5,302,992.00	5,302,992.00	6.39	6.39
c	Any Other (Clearing member)	89.00	207,311.00	207,311.00	0.25	0.25
ci	Any Others (NRIs)	196.00	188,819.00	188,819.00	0.23	0.23
cii	Any other(NRI Corp Bodies/Foreign Corp Bodies)	4.00	862,405.00	862,405.00	1.04	1.04
ciii	Any Other (Foreign Nationals)	3.00	1,350,000.00	-	1.63	1.63
civ	Any Other (Trust)	6.00	4,100.00	4,100.00	0.00	0.00
	SubTotal :B2	20,712.00	34,308,673.00	32,945,817.00	41.37	41.36
	SubTotal :B	20,738.00	43,450,060.00	42,087,204.00	52.39	52.39
C	Shares held by Custodians and against which Depository receipt have been issued					
		-	-	-	-	-
	SubTotal :	-	-	-	-	-
	SubTotal :C	-	-	-	-	-
	Total of A + B	20,739.00	82,941,351.00	81,578,495.00	100.00	100.00
	Total of A + B + C	20,739.00	82,941,351.00	81,578,495.00	100.00	100.00




(I)(b) statement showing Shareholding of persons belonging to the category			
"Promoter and Promoter Group"			
SrNo	Name of the shareholder	Number of shares	Shares as a percentage of total number of shares (i.e. Grand Total (A)+(B)+(C) indicated in statement at para (I)(a) above)
1	WISDOM GLOBAL ENTERPRISES LIMITED	39,491,291.00	47.61
		39,491,291.00	47.61
(I)(c) Statement showing Shareholding of persons belonging to the category			
"Public " and holding more than 1% of the total number of shares			
1	JMV INFOTECH PRIVATE LIMITED	7,417,512.00	8.94
4	RHODES DIVERSIFIED	3,677,540.00	4.43
7	UNITED INDIA INSURANCE COMPANY LIMITED	2,893,642.00	3.49
9	VINA VIREN AHUJA	2,366,000.00	2.85
6	SMARNIYA PROPERTIES PVT LTD	1,419,500.00	1.71
3	MTL SHARE AND STOCK BROKER LTD	1,214,894.00	1.46
5	SHINSEI UTI INDIA FUND (MAURITIUS) LIMIT	1,038,695.00	1.25
2	MAJI INFRASTRUCTURE PVT.LTD	847,078.00	1.02
8	WAY2WEALTH BROKERS PRIVATE LIMIT	846,064.00	1.02
		21,720,925.00	26.18




(I)(d) Statement showing details of locked-in shares				
SrNo	Name of the shareholder	* Category of Shareholders (Promoters/Public)	Number of shares	Locked-in Shares as a percentage of total number of shares (i.e. Grand Total (A)+(B)+(C) indicated in statement at para (I)(a) above)
1	HARIHAR IYER	Public	337,500.00	0.41
2	HOLLY IYER	Public	337,500.00	0.41
3	SHEKHAR IYER	Public	675,000.00	0.81
	TOTAL		1,350,000.00	1.63




FORM A			
SHAREHOLDING PATTERN SUMMARY FOR FREE FLOAT INDICES			
Name of the Company: CORE PROJECTS & TECHNOLOGIES LTD.			
Scrip Code: 512199		Prepared as on 30/06/2008	
CategoryCd	Category	No.Of Shares Held	% of Shareholding
I	CONTROLLING/STRATEGIC HOLDING		
A	BASED IN INDIA		
1	Indian Individuals/HUFs and Relatives	-	-
2	Indian Corporate Bodies/Trusts/Partnerships	39,491,291.00	47.61
3	Persons Acting in Concert(also include Suppliers/Customers)	-	-
4	Other Directors and Relatives(other than in 1 above)	-	-
5	Employee Welfare Trusts/ESOPs(already converted into shares but locked in)	-	-
6	Banks/Financial Institutions	-	-
7	Central/State Govt.	-	-
8	Central/State Govt. Institutions	-	-
9	Venture Funds/Private Equity Funds	-	-
	Sub Total A	39,491,291.00	47.61
B	BASED OVERSEAS		
10	Foreign Individuals(including FDI)	-	-
11	Foreign Corporate Bodies(Including FDI)	-	-
12	Non Resident Indians(Individuals)	-	-
13	Non Resident Indian Corporate Bodies	-	-
	Sub Total B	-	-
C	GRDs/ADRs/ADSs		
	Sub Total C	-	-
D	Others(Please Specify here)		
	Sub Total D	-	-
E	Any other shares locked-in(except covered above)		
	Shares issued to Director and his relatives	1,350,000.00	1.63
	Sub Total E	1,350,000.00	1.63
	Sub Total I	40,841,291.00	49.24
II	FREE FLOAT		
A	BASED IN INDIA		
1	Indian Individuals/HUFs	10,363,010.00	12.49
2	Indian Corporate Bodies/Trusts/Partnerships	21,333,808.00	25.72
3	Independent Directors & Relatives	500.00	0.00
4	Present Employees	2,820.00	0.00
5	Banks/Financial Institutions	1,100.00	0.00
6	Central/State Govt.	-	-
7	Central/State Govt. Institutions	2,893,642.00	3.49
8	Insurance Companies	-	-
9	Mutual Funds	644,768.00	0.78
10	Venture Funds/Private Equity Funds	-	-
11	Customers	-	-
12	Suppliers	-	-
	Sub Total A	35,239,648.00	42.49
B	BASED OVERSEAS		
13	Foreign Individuals	-	-
14	Foreign Corporate Bodies	862,405.00	1.04
15	Foreign Institutional Investors(SEBI-registered)	5,601,877.00	6.75
16	Non Resident Indians(individuals)	188,819.00	0.23
17	Non Resident Indian Corporate Bodies	-	-
	Sub Total B	6,653,101.00	8.02
C	GDRs/ADRs/ADSs		
	Sub Total C	-	-
D	Others(Please specify here)		
1	In transit clearing members	207,311.00	0.25
	Sub Total D	207,311.00	0.25
	Sub Total II	42,100,060.00	50.76
	Grand Total:	82,941,351.00	100.00
BROAD SUMMARY OF HOLDINGS		No.Of Shares Held	% of Shareholding
Total Controlling/Strategic Holdings		39,491,291.00	47.61
Total Free - Float		43,450,060.00	52.39
Grand Total:		82,941,351.00	100.00
SUMMARY OF DOMESTIC/FOREIGN HOLDINGS		No.Of Shares Held	% of Shareholding
Total Domestic Holding		76,288,250.00	90.35
Total Foreign Holding		6,653,101.00	9.65
Grand Total:		82,941,351.00	100.00



		FORM B						
CONTROLLING/STRATEGIC HOLDERS								
(Include every single holder and list them Categorywise)								
Name of the Company: CORE PROJECTS & TECHNOLOGIES LTD.								
Scrip Code: 512199		Quarter ended as on 30/06/2008						
SrNo	Holders Name	No.Of Shares Held	% Of ShareHolding	Category Code				
CORPORATE BODIES								
1	WISDOM GLOBAL ENTERPRISES LIMITED	39,491,291.00	47.61	IA2				
		39,491,291.00	47.61					



FREE -FLOAT HOLDERS				FORM C	
DISCLOSE ONLY HOLDINGS OF 1% & ABOVE					
(List holders Categorywise)					
Name of the Company: CORE PROJECTS & TECHNOLOGIES LTD.					
Scrip Code: 512199		Quarter ended as on 30/06/2008			
SrNo	Holders Name	No.Of Shares	% of share	Category	Relationship if any
		Held	holding	Code	with anyone in I
RESIDENT INDIVIDUALS					
1	VINA VIREN AHUJA	2,366,000.00	2.85	IIA1	N.A.
		2,366,000.00	2.85		
CORPORATE BODIES					
1	MTL SHARE AND STOCK BROKER LTD	1,214,894.00	1.46	IIA2	N.A.
2	MAJI INFRASTRUCTURE PVT.LTD	847,078.00	1.02	IIA2	N.A.
3	SMARNIYA PROPERTIES PVT LTD	1,419,500.00	1.71	IIA2	N.A.
4	JMV INFOTECH PRIVATE LIMITED	7,417,512.00	8.94	IIA2	N.A.
5	WAY2WEALTH BROKERS PRIVATE LIMIT	846,064.00	1.02	IIA2	N.A.
		11,745,048.00	14.16		
FOREIGN INSTITUTIONAL INVESTORS					
1	SHINSEI UTI INDIA FUND (MAURITIUS) LIMIT	1,038,695.00	1.25	IIB15	N.A.
2	RHODES DIVERSIFIED	3,677,540.00	4.43	IIB15	N.A.
		4,716,235.00	5.69		
CENTRAL/STATE GOVT. INSTITUTIONS					
1	UNITED INDIA INSURANCE COMPANY LIMITED	2,893,642.00	3.49	IIA7	N.A.
		2,893,642.00	3.49		



(II)(a) Statement showing details of Depository Receipts(DRs)				
Sr. No.	Type of outstanding DR	Number of outstanding DRs	Number of shares underlying outstanding DRs	Shares underlying outstanding DRs as a percentage of total Number of shares {i.e. Grand Total (A) + (B) + (C) indicated in Statement at para (I)(a) above}
1.	-	-	-	-
2.	-	-	-	-
Total :	-	-	-	-



(II)(b) Statement showing Holding of Depository Receipts (DRs), Where underlying shares are in excess of 1% of the total number of shares				
Sr. No.	Name of the DR Holder	Type of outstanding DR (ADRs,GDRs, SDRs etc.)	Number of shares underlying outstanding DRs	Shares underlying outstanding DRs as a percentage of total Number of shares (i.e. Grand Total (A) + (B) + (C) indicated in Statement at para (I)(a) above)
1.	-	-	-	-
2.	-	-	-	-
Total :	-	-	-	-

