

**CLAUSE 35**


**(D)(a) Statement showing Shareholding Pattern**

Name of the Company: CORE PROJECTS & TECHNOLOGIES LTD.

Scrip Code: 512199

Prepared as on 31/12/2007

Category code	Category of shareHolder	Number of shareholders	Total number of shares	Number of shares held in dematerialized form	Total shareholding as a percentage of total number of shares	
					A + B	A + B + C
<b>A</b>	<b>ShareHolding of Promoter and Promoter Group</b>					
<b>1</b>	<b>Indian</b>					
a	Individuals/HUFs	0	0	0	0.00	0.00
b	Central Govt./State Govt.	0	0	0	0.00	0.00
c	Bodies Corporate	1	38162520	38162520	50.14	50.14
d	Financial Institutions/Banks	0	0	0	0.00	0.00
e	Any Other	0	0	0	0.00	0.00
	<b>SubTotal :A1</b>	<b>1</b>	<b>38162520</b>	<b>38162520</b>	<b>50.14</b>	<b>50.14</b>
<b>2</b>	<b>Foreign</b>					
a	Individuals(NRI/Foreign Individuals)	0	0	0	0.00	0.00
b	Bodies Corporate	0	0	0	0.00	0.00
c	Institutions	0	0	0	0.00	0.00
d	Any Other(specify)	0	0	0	0.00	0.00
	<b>SubTotal :A2</b>	<b>0</b>	<b>0</b>	<b>0</b>	<b>0.00</b>	<b>0.00</b>
	<b>SubTotal :A</b>	<b>1</b>	<b>38162520</b>	<b>38162520</b>	<b>50.14</b>	<b>50.14</b>
<b>B</b>	<b>Public shareholding</b>					
	<b>Institutions</b>					
a	Mutual Funds/UTI	14	1035825	1035825	1.36	1.36
b	Financial Institutions/Banks	2	9500	9500	0.01	0.01
c	Central Govt./State Govt.	1	1952217	1952217	2.56	2.56
d	Venture Capital Funds	0	0	0	0.00	0.00
e	Insurance Companies	0	0	0	0.00	0.00
f	Foreign Institutional Investors	0	0	0	0.00	0.00
g	Foreign Venture Capital Investors	0	0	0	0.00	0.00
h	Any others (Foreign Financial Institutions)	16	1159836	1159836	1.52	1.52
	<b>SubTotal :B1</b>	<b>33</b>	<b>4157378</b>	<b>4157378</b>	<b>5.46</b>	<b>5.46</b>
<b>2</b>	<b>Non-Institutions</b>					
a	Bodies Corporate	746	17670111	17670111	23.21	23.21
bi	Individuals-Holding nominal shr capital upto Rs.1 lakh	10650	3727437	3714582	4.90	4.90
bii	Individuals-Holding nominal shr capital in excess of Rs.1 lakh	21	5297925	5297925	6.96	6.96
c	Any Other (Clearing member)	268	920521	920521	1.21	1.21
d	NRIs	98	113672	113672	0.15	0.15
e	Any other(Foreign Corp Bodies)	8	4718753	2846731	6.20	6.20
ei	Any other(Foreign Nationals)	3	1350000	0	1.77	1.77
	<b>SubTotal :B2</b>	<b>11794</b>	<b>33798419</b>	<b>30563542</b>	<b>44.40</b>	<b>44.40</b>
	<b>SubTotal :B</b>	<b>11827</b>	<b>37955797</b>	<b>34720920</b>	<b>49.86</b>	<b>49.86</b>
<b>C</b>	<b>Shares held by Custodians and against which Depository receipt have been issued</b>					
		0	0	0	0.00	0.00
	<b>SubTotal :</b>	<b>0</b>	<b>0</b>	<b>0</b>	<b>0.00</b>	<b>0.00</b>
	<b>SubTotal :C</b>	<b>0</b>	<b>0</b>	<b>0</b>	<b>0.00</b>	<b>0.00</b>
	<b>Total of A + B</b>	<b>11828</b>	<b>76118317</b>	<b>72883440</b>	<b>100.00</b>	<b>100.00</b>
	<b>Total of A + B + C</b>	<b>11828</b>	<b>76118317</b>	<b>72883440</b>	<b>100.00</b>	<b>100.00</b>



**(1)(D) Statement showing Shareholding of persons belonging to the category****"Promoter and Promoter Group"**


SrNo	Name of the shareholder	Number of shares	Shares as a percentage of total number of shares {i.e. Grand Total (A)+(B)+(C) indicated in statement at para (I)(a) above}
1	WISDOM GLOBAL ENTERPRISES LIMITED ( FORMERLY KNOWN AS WISDOM TRADING LTD)	38162520	50.135
	<b>TOTAL</b>	<b>38162520</b>	<b>50.135</b>

**(I)(c) Statement showing Shareholding of persons belonging to the category****"Public " and holding more than 1% of the total number of shares**


SrNo	Name of the shareholder	Number of shares	Shares as a percentage of total number of shares {i.e. Grand Total (A)+(B)+(C) indicated in statement at para (I)(a) above}
1	CITIGROUP GLOBAL MARKETS MAURITIUS PVT LIMITED	985276	1.294
2	GRANT INVESTMENT LIMITED	1231595	1.618
3	JMV INFOTECH PRIVATE LIMITED	5250000	6.897
4	MTL SHARE AND STOCK BROKER LTD	1077925	1.416
5	SMARNIYA PROPERTIES PVT LTD	1419500	1.864
6	STOCK HOLDING CORPORATION OF INDIA LTD -	1470000	1.931
7	SWISS FINANCE CORPORATION (MAURITIUS) LI	1182331	1.553
8	UNITED INDIA INSURANCE COMPANY LIMITED	1952217	2.564
9	VINA VIREN AHUJA	1875000	2.463
	<b>TOTAL</b>	<b>16443844</b>	<b>21.600</b>

**(I)(d) Statement showing details of locked-in shares**

SrNo	Name of the shareholder	Number of shares	Shares as a percentage of total number of shares {i.e. Grand Total (A)+(B)+(C) indicated in statement at para (I)(a) above}
1	HARIHAR IYER	337500	0.443
2	HOLLY IYER	337500	0.443
3	SHEKHAR IYER	675000	0.886
4	WISDOM TRADING LTD	38162520	50.135
	<b>TOTAL</b>	<b>39512520</b>	<b>51.907</b>



<b>(II)(a) Statement showing details of Depository Receipts(DRs)</b>				
<b>Sr. No.</b>	<b>Type of outstanding DR</b>	<b>Number of outstanding DRs</b>	<b>Number of shares underlying outstanding DRs</b>	<b>Shares underlying outstanding DRs as a percentage of total Number of shares {i.e. Grand Total (A) + (B) + (C) indicated in Statement at para (I)(a) above}</b>
1.	-	-	-	-
2.	-	-	-	-
<b>Total :</b>	-	-	-	-



<b>(II)(b) Statement showing Holding of Depository Receipts (DRs), Where underlying shares are in excess of 1% of the total number of shares</b>				
<b>Sr. No.</b>	<b>Name of the DR Holder</b>	<b>Type of outstanding DR (ADRs,GDRs, SDRs etc.)</b>	<b>Number of shares underlying outstanding DRs</b>	<b>Shares underlying outstanding DRs as a percentage of total Number of shares {i.e. Grand Total (A) + (B) + (C) indicated in Statement at para (I)(a) above}</b>
1.	-	-	-	-
2.	-	-	-	-
<b>Total :</b>	-	-	-	-

