

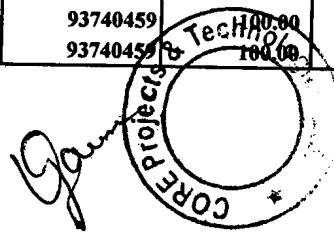
CLAUSE - 35

I)(a) Statement showing Shareholding Pattern

Name of the Company: CORE PROJECT & TECHNOLOGIES LTD. RS.2/-


scrip Code: 512199 Quarter ended on : 31/03/2010

Date- Category	Category of shareHolder	Number of share holders	Total number of shares	Number of shares held in dematerialized form	Total shareholding as a % of total number of shares		Shares Pledged or otherwise encumbered	
					A + B	A + B + C	Shares	Percentage
I	II	III	IV	V	VI	VII	VIII	IX=VIII/IV*100
	ShareHolding of Promoter and Promoter Group							
	Indian							
	Individuals/HUFs	0	0	0	0.00	0.00	0	0.00
	Central Govt./State Govt.	0	0	0	0.00	0.00	0	0.00
	Bodies Corporate	2	45941291	41141291	46.60	46.60	15100000	32.87
	Financial Institutions/Banks	0	0	0	0.00	0.00	0	0.00
	<b>SubTotal : A1</b>	<b>2</b>	<b>45941291</b>	<b>41141291</b>	<b>46.60</b>	<b>46.60</b>	<b>15100000</b>	<b>32.87</b>
	Foreign							
	Individuals(NRI/Foreign Individuals)	0	0	0	0.00	0.00	0	0.00
	Bodies Corporate	0	0	0	0.00	0.00	0	0.00
	Institutions	0	0	0	0.00	0.00	0	0.00
	Any Other(specify)	0	0	0	0.00	0.00	0	0.00
	<b>SubTotal : A2</b>	<b>0</b>	<b>0</b>	<b>0</b>	<b>0.00</b>	<b>0.00</b>	<b>0</b>	<b>0.00</b>
	<b>SubTotal : A = (A1+A2)</b>	<b>2</b>	<b>45941291</b>	<b>41141291</b>	<b>46.60</b>	<b>46.60</b>	<b>15100000</b>	<b>32.87</b>
	Public shareholding							
	Institutions							
	Mutual Funds/UTI	6	1399750	1399750	1.42	1.42	0	0.00
	Financial Institutions/Banks	4	195000	195000	0.20	0.20	0	0.00
	Central Govt./State Govt.	3	1234163	1234163	1.25	1.25	0	0.00
	Venture Capital Funds	0	0	0	0.00	0.00	0	0.00
	Insurance Companies	0	0	0	0.00	0.00	0	0.00
	Foreign Institutional Investors	20	15383014	15383014	15.60	15.60	0	0.00
	Foreign Venture Capital Investors	0	0	0	0.00	0.00	0	0.00
	Any other	0	0	0	0.00	0.00	0	0.00
	<b>SubTotal : B1</b>	<b>33</b>	<b>18211927</b>	<b>18211927</b>	<b>18.47</b>	<b>18.47</b>	<b>0</b>	<b>0.00</b>
	Non-Institutions							
	Bodies Corporate	758	22559047	22559047	22.88	22.88	0	0.00
	Ind-Hold nominal shr capital upto Rs.1L	16941	4046024	4015192	4.10	4.10	0	0.00
	Ind-Hold nominal shr capital in excess of Rs.1L	16	5861916	5861916	5.95	5.95	0	0.00
	Any Other							
1	Clearing member	111	239961	239961	0.24	0.24	0	0.00
2	NRIs	193	130957	130957	0.13	0.13	0	0.00
3	Foreign Corp Bodies (Including FDI)	1	246319	246319	0.25	0.25	0	0.00
4	Foreign Nationals	3	1325200	1325200	1.34	1.34	0	0.00
5	Trusts	6	4149	4149	0.00	0.00	0	0.00
5	Directors	2	25500	500	0.03	0.03	0	0.00
7	Directors Relatives	2	4000	4000	0.00	0.00	0	0.00
	GDRs/ADRs/ADSS	0	0	0	0.00	0.00	0	0.00
	<b>SubTotal : B2</b>	<b>18033</b>	<b>34443073</b>	<b>34387241</b>	<b>34.93</b>	<b>34.93</b>	<b>0</b>	<b>0.00</b>
	<b>SubTotal : B = (B1+B2)</b>	<b>18066</b>	<b>52655000</b>	<b>52599168</b>	<b>53.40</b>	<b>53.40</b>	<b>0</b>	<b>0.00</b>
	Shares held by Custodians and							
		0	0	0	0.00	0.00	0	0.00
	<b>SubTotal : C</b>	<b>0</b>	<b>0</b>	<b>0</b>	<b>0.00</b>	<b>0.00</b>	<b>0</b>	<b>0.00</b>
	<b>SubTotal : C</b>	<b>0</b>	<b>0</b>	<b>0</b>	<b>0.00</b>	<b>0.00</b>	<b>0</b>	<b>0.00</b>
	<b>Total of A + B</b>	<b>18068</b>	<b>98596291</b>	<b>93740459</b>	<b>100.00</b>	<b>100.00</b>	<b>15100000</b>	<b>15.31</b>
	<b>Total of A + B + C</b>	<b>18068</b>	<b>98596291</b>	<b>93740459</b>	<b>100.00</b>	<b>100.00</b>	<b>15100000</b>	<b>15.31</b>



**(D)(b) statement showing Shareholding of persons belonging to the category  
"Promoter and Promoter Group"**

SrNo	Name of the shareholder	Total shares held Number of shares	Shares pledged or otherwise encumbered			
			As a % of grand total (A)+(B)+(C)	Number	As a percentage	As a % of grand total (A)+(B)+(C) of sub-clause (I)(a)
I	II	III	IV	V	VI=V/III*100	VII
1	WISDOM GLOBAL ENTERPRISES	41141291	41.73	15100000	36.70	15.31
2	CORE INFRAPOWER LIMITED	4800000	4.87	0	0.00	0.00
<b>Total :</b>		<b>45941291</b>	<b>46.60</b>	<b>15100000</b>	<b>32.87</b>	<b>15.31</b>




**(I)(c) Statement showing Shareholding of persons belonging to the category "Public " and holding more than 1% of the total number of shares**

SrNo	Name of the shareholder	Number of shares	Shares as a percentage of total number of shares(i.e.Grand Total (A)+(B)+(C) indicated in statement at para (I)(a) above}
1	RHODES DIVERSIFIED	3800361	3.85
2	CARLSON FUND - ASIAN SMALL CAP	3000000	3.04
3	BANK MUSCAT (SAOG) A/C BANKMUSCAT INDIA	2794100	2.83
4	ALBULA INVESTMENT FUND LTD	2524807	2.56
5	MANGAL KESHAV CAPITAL LTD.	1820100	1.85
6	PACIFIC CORPORATE SERVICES LTD	1755000	1.78
7	TANJIYA INVESTMENTS PVT. LTD.	1412477	1.43
8	MTL SHARE AND STOCK BROKER LTD	1329143	1.35
9	SMARNIYA PROPERTIES PVT LTD	1234612	1.25
10	MAJI INFRASTRUCTURE PVT.LTD	1210000	1.23
11	BERMACO ENERGY SYSTEMS LTD	1182086	1.20
12	VINA VIREN AHUJA	1132223	1.15
13	MORGAN STANLEY MAURITIUS COMPANY LIMITED	1033000	1.05
14	PRABHAT PROPERTIES PRIVATE LIMITED	1000000	1.01
<b>Total :</b>		<b>25227909</b>	<b>25.59</b>

**(I)(d) Statement showing details of locked-in shares**

SrNo	Name of the shareholder	Number of shares	Shares as a percentage of total number of shares(i.e.Grand Total (A)+(B)+(C) indicated in statement at para (I)(a) above}
1	WISDOM GLOBAL ENTERPRISES (PROMOTER)	1650000	1.67
2	CORE INFRAPOWER LIMITED (PROMOTER GROUP)	4800000	4.87
<b>Total :</b>		<b>6450000</b>	<b>6.54</b>



**(II)(a) Statement showing details of Depository Receipts(DRs)**

Sr. No.	Type of outstanding DR (ADRs,GDRs, SDRs etc.)	Number of outstanding DRs	Number of shares underlying outstanding DRs	Shares underlying outstanding DRs as a percentage of total Number of shares {i.e. Grand Total (A) + (B) + (C) indicated in Statement at para (I)(a) above}
1.	-	-	-	-
2.	-	-	-	-
<b>Total :</b>	-	-	-	-

**(II)(b) Statement showing Holding of Depository Receipts ( DRs), Where underlying shares are in excess of 1% of the total number of shares**

Sr. No.	Name of the DR Holder	Type of outstanding DR (ADRs,GDRs, SDRs etc.)	Number of shares underlying outstanding DRs	Shares underlying outstanding DRs as a percentage of total Number of shares {i.e. Grand Total (A) + (B) + (C) indicated in Statement at para (I)(a) above}
1.	-	-	-	-
2.	-	-	-	-
<b>Total :</b>	-	-	-	-

