


CLAUSE 35

(I)(a) Statement showing Shareholding Pattern


Name of the Company: CORE PROJECT & TECHNOLOGIES LTD.

Scrip Code: 512199 Quarter ended as on 31/03/2009

Category code	Category of shareholder	Number of shareholders	Total number of shares	Number of shares held in dematerialized form	Total shareholding as a percentage of total number of shares		Shares Pledged or otherwise encumbered	
					A + B	A + B + C	number of shares	as a percentage
A	ShareHolding of Promoter and Promoter Group							
1	Indian							
	a Individuals/HUFs	0	0	0	0.00	0.00		
	b Central Govt./State Govt.	0	0	0	0.00	0.00		
	c Bodies Corporate	1	41141291	41141291	47.69	47.69		
	d Financial Institutions/Banks	0	0	0	0.00	0.00		
	e Any Other				0.00	0.00		
	(e-1) Directors Relatives	1	7758	7758	0.01	0.01		
	SubTotal :A1	2	41149049	41149049	47.70	47.70		
2	Foreign							
	a Individuals(NRI/Foreign Individuals)	0	0	0	0.00	0.00		
	b Bodies Corporate	0	0	0	0.00	0.00		
	c Institutions	0	0	0	0.00	0.00		
	d Any Other(specify)	0	0	0	0.00	0.00		
	SubTotal :A2	0	0	0	0.00	0.00		
	SubTotal :A	2	41149049	41149049	47.70	47.70		
B	Public shareholding							
1	Institutions							
	a Mutual Funds/UTI	8	1709218	1709218	1.98	1.98		
	b Financial Institutions/Banks	3	13500	13500	0.02	0.02		
	c Central Govt./State Govt.	2	1832939	1832939	2.12	2.12		
	d Venture Capital Funds	0	0	0	0.00	0.00		
	e Insurance Companies	0	0	0	0.00	0.00		
	f Foreign Institutional Investors	14	6857044	6857044	7.95	7.95		
	g Foreign Venture Capital Investors	0	0	0	0.00	0.00		
	h Any other	0	0	0	0.00	0.00		
	SubTotal :B1	27	10412701	10412701	12.07	12.07		
2	Non-Institutions							
	a Bodies Corporate	931	22585134	22585134	26.18	26.18		
	b i Individuals-Holding nominal shr capital upto Rs.1 lakh	26087	6991971	6979115	8.11	8.11		
	b ii Individuals-Holding nominal shr capital in excess of Rs.1 lakh	19	3259682	3259682	3.78	3.78		
	c Any Other							
	ci Clearing Members	156	293965	293965	0.34	0.34		
	cii NRIs	214	212067	212067	0.25	0.25		
	ciiii Foreign Nationals	4	1355250	680250	1.57	1.57		
	civ Trust	6	5000	5000	0.01	0.01		
	cv Directors	1	500	500	0.00	0.00		
	cvi Directors relatives	1	1000	1000	0.00	0.00		
	SubTotal :B2	27419	34704569	34016713	40.23	40.23		
	Total Public Shareholding (B)= (B)(1) + (B)(2)	27446	45117270	44429414	52.30	52.30		
	TOTAL (A) + (B)	27448	86266319	85578463	100.00	100.00		
C	Shares held by Custodians and against which Depository receipt have been issued	0	0	0	0.00	0.00		
	SubTotal :	0	0	0	0.00	0.00		
	SubTotal :C	0	0	0	0.00	0.00		
	Total of A + B	27448	86266319	85578463	100.00	100.00		
	Grand Total of A + B + C	27448	86266319	85578463	100.00	100.00		




(I)(b) statement showing Shareholding of persons belonging to the category					
"Promoter and Promoter Group"					
SrNo	Name of the shareholder	Number of shares	Shares as a percentage of total number of shares (i.e. Grand Total (A)+(B)+(C) indicated in statement at para (I)(a) above)	Shares pledged or otherwise encumbered	
				Number	As a percentage
As a % of grand total (A)+(B)+(C)					
1	Gandharvraj Manilal Mansotra	7758	0.01		
2	WISDOM GLOBAL ENTERPRISES LIMITED	41141291	47.69		
	TOTAL	41149049	47.70		
(I)(c) Statement showing Shareholding of persons belonging to the category					
"Public " and holding more than 1% of the total number of shares					
SrNo	Name of the shareholder	Number of shares	Shares as a percentage of total number of shares (i.e. Grand Total (A)+(B)+(C) indicated in statement at para (I)(a) above)		
1	SHINSEI UTI INDIA FUND (MAURITIUS) LIMIT	957695	1.11		
2	ARCADIA SHARE & STOCK BROKERS PRIVATE	978255	1.13		
3	ARCADIA SHARE AND STOCK BROKERS PRIVATE	1027458	1.19		
4	UNITED INDIA INSURANCE COMPANY LIMITED	1584353	1.84		
5	STICHTING PENSIOENFONDS ZOKG EN WELZIJN	1643224	1.90		
6	STOCK HOLDING CORPORATION OF INDIA	2095050	2.43		
7	MTL SHARE AND STOCK BROKER LTD.	2452155	2.84		
8	MANGAL KESHAV SECURITIES LIMITED	3560243	4.13		
9	RHODES DIVERSIFIED	3563083	4.13		
10	ARCADIA SHARE AND STOCK BROKERS PRIVATE	5706501	6.61		
	TOTAL	23568017	27.32		
(I)(d) Statement showing details of locked-in shares					
SrNo	Name of the shareholder	Number of shares	Shares as a percentage of total number of shares (i.e. Grand Total (A)+(B)+(C) indicated in statement at para (I)(a) above)		
1	WISDOM GLOBAL ENTERPRISES LIMITED	1650000	1.91		
	TOTAL	1650000	1.91		




(II)(a) Statement showing details of Depository Receipts(DRs)

Sr. No.	Type of outstanding DR	Number of outstanding DRs	Number of shares underlying outstanding DRs	Shares underlying outstanding DRs as a percentage of total Number of shares (i.e. Grand Total (A) + (B) + (C) indicated in Statement at para (I)(a) above)
1	0	0	0	0.00
2	0	0	0	0.00
Total :	0	0	0	0.00



(II)(b) Statement showing Holding of Depository Receipts (DRs), Where underlying shares are in excess of 1% of the total number of shares

Sr. No.	Name of the DR Holder	Type of outstanding DR (ADRs,GDRs, SDRs etc.)	Number of shares underlying outstanding DRs	Shares underlying outstanding DRs as a percentage of total Number of shares {i.e. Grand Total (A) + (B) + (C) indicated in Statement at para (I)(a) above}
1	0	0	0	0.00
2	0	0	0	0.00
Total :	0	0	0	0.00



FORM A


SHAREHOLDING PATTERN SUMMARY FOR FREE FLOAT INDICES

Name of the Company: CORE PROJECTS & TECHNOLOGIES LTD.


Scrip Code: 512199

Prepared as on 31/03/2009

Category Cd	Category	No.Of Shares Held	% of Shareholding
I	CONTROLLING/STRATEGIC HOLDING		
A	BASED IN INDIA		
	1 Indian Individuals/HUFs and Relatives	7758	0.01
	2 Indian Corporate Bodies/Trusts/Partnerships	41141291	47.69
	3 Persons Acting in Concert(also include Suppliers/Customers)	0	0.00
	4 Other Directors and Relatives(other than in 1 above)	0	0.00
	5 Employee Welfare Trusts/ESOPs(already converted into shares but locked in)	0	0.00
	6 Banks/Financial Institutions	0	0.00
	7 Central/State Govt.	0	0.00
	8 Central/State Govt. Institutions	0	0.00
	9 Venture Funds/Private Equity Funds	0	0.00
	Sub Total A	41149049	47.70
B	BASED OVERSEAS		
	10 Foreign Individuals(including FDI)	0	0.00
	11 Foreign Corporate Bodies(Including FDI)	0	0.00
	12 Non Resident Indians(Individuals)	0	0.00
	13 Non Resident Indian Corporate Bodies	0	0.00
	Sub Total B	0	0.00
C	GRDs/ADRs/ADSs	0	0.00
	Sub Total C	0	0.00
D	Others(Please Specify here)	0	0.00
	Sub Total D	0	0.00
E	Any other shares locked-in(except covered above)	0	0.00
	Sub Total E	0	0.00
	Sub Total I	41149049	47.70
II	FREE FLOAT		
A	BASED IN INDIA		
	1 Indian Individuals/HUFs	10249153	11.88
	2 Indian Corporate Bodies/Trusts/Partnerships	22590134	26.19
	3 Independent Directors & Relatives	1500	0.00
	4 Present Employees	2500	0.00
	5 Banks/Financial Institutions	13500	0.02
	6 Central/State Govt.	0	0.00
	7 Central/State Govt. Institutions	1832939	2.12
	8 Insurance Companies	0	0.00
	9 Mutual Funds	1709218	1.98
	10 Venture Funds/Private Equity Funds	0	0.00
	11 Customers	0	0.00
	12 Suppliers	0	0.00
	Sub Total A	36398944	42.19
B	BASED OVERSEAS		
	13 Foreign Individuals	1355250	1.57
	14 Foreign Corporate Bodies	0	0.00
	15 Foreign Institutional Investors(SEBI-registered)	6857044	7.95
	16 Non Resident Indians(individuals)	212067	0.25
	17 Non Resident Indian Corporate Bodies	0	0.00
	Sub Total B	8424361	9.77
C	GDRs/ADRs/ADSs	0	0.00
	Sub Total C	0	0.00
D	Others(Please specify here)		
	1 In transit clearing members	293965	0.34
	Sub Total D	293965	0.34
	Sub Total II	45117270	52.30
	Grand Total:	86266319	100.00
BROAD SUMMARY OF HOLDINGS		No.Of Shares Held	% of Shareholding
Total Controlling/Strategic Holdings		41149049	47.70
Total Free - Float		45117270	52.30
Grand Total:		86266319	100.00
SUMMARY OF DOMESTIC/FOREIGN HOLDINGS		No.Of Shares Held	% of Shareholding
Total Domestic Holding		77841958	90.23
Total Foreign Holding		8424361	9.77
Grand Total:		86266319	100.00



		FORM B			
CONTROLLING/STRATEGIC HOLDERS					
(Include every single holder and list them Categorywise)					
Name of the Company: CORE PROJECTS & TECHNOLOGIES LTD.					
Scrip Code:	512199	Quarter ended as on 31/03/2009			
SrNo	Holders Name	No.Of Shares Held	% Of ShareHolding	Category Code	
CORPORATE BODIES					
1	WISDOM GLOBAL ENTERPRISES LTD	41141291	47.69	IA2	
	TOTAL	41141291	47.69		
DIRECTORS RELATIVES					
1	GANDHARVRAJ MANILAL MANSOTRA	7758	0.01	IA1	



FREE -FLOAT HOLDERS		FORM C			
DISCLOSE ONLY HOLDINGS OF 1% & ABOVE					
(List holders Categorywise)					
Name of the Company: CORE PROJECTS & TECHNOLOGIES LTD.					
Scrip Code: 512199		Quarter ended as on 31/03/2009			
SrNo	Holders Name	No.Of Shares Held	% of share holding	Category Code	Relationship if any with anyone in I
CORPORATE BODIES					
1	ARCADIA SHARE AND STOCK BROKERS PRIVATE	5706501	6.61	IIA2	N.A.
2	ARCADIA SHARE & STOCK BROKERS PRIVATE	978255	1.13	IIA2	N.A.
3	MTL SHARE AND STOCK BROKER LTD.	2452155	2.84	IIA2	N.A.
4	STOCK HOLDING CORPORATION OF INDIA	2095050	2.43	IIA2	N.A.
5	ARCADIA SHARE AND STOCK BROKERS PRIVATE	1027458	1.19	IIA2	N.A.
6	MANGAL KESHAV SECURITIES LIMITED	3560243	4.13	IIA2	N.A.
	TOTAL	15819662	18.34		
FOREIGN INSTITUTIONAL INVESTORS					
1	STICHTING PENSIOENFONDS ZORG EN WELZIJN	1643224	1.90	IIB15	N.A.
2	RHODES DIVERSIFIED	957695	1.11	IIB15	N.A.
3	SHINSEI UTI INDIA FUND (MAURITIUS) LIMIT	3563083	4.13	IIB15	N.A.
	TOTAL	6164002	7.15		
CENTRAL/STATE GOVT. INSTITUTIONS					
1	UNITED INDIA INSURANCE COMPANY LIMITED	1584353	1.84	IIA7	N.A.
	TOTAL	1584353	1.84		

