

CLAUSE - 35

(I)(a) Statement showing Shareholding Pattern:


Name of the Company: CORE PROJECT & TECHNOLOGIES LTD. RS.2/-

Scrip Code: 512199 Quarter ended on : 30/06/2009

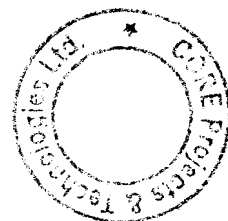
Category	Category of shareHolder	Number of share holders	Total number of shares	Number of Shares held in dematerialized form	Total shareholding as a % of total number of shares		Shares Pledged or otherwise encumbered	
					A + B	A + B + C	Shares	Percentage
A	ShareHolding of Promoter and Promoter Group							
1	Indian							
a	Individuals/HUFs	0	0	0	0.00	0.00	0	0.00
b	Central Govt./State Govt.	0	0	0	0.00	0.00	0	0.00
c	Bodies Corporate	1	41141291	41141291	44.87	44.87	8500000	20.66
d	Financial Institutions/Banks	0	0	0	0.00	0.00	0	0.00
e	Any Other				0.00	0.00		
e01	Directors Relatives	1	3000	3000	0.00	0.00	0	0.00
SubTotal : A1		2	41144291	41144291	44.88	44.88	8500000	20.66
2	Foreign							
a	Individuals(NRI/Foreign Individuals)	0	0	0	0.00	0.00	0	0.00
b	Bodies Corporate	0	0	0	0.00	0.00	0	0.00
	Institutions	0	0	0	0.00	0.00	0	0.00
	Any Other(specify)	0	0	0	0.00	0.00	0	0.00
bTotal : A2		0	0	0	0.00	0.00	0	0.00
SubTotal : A = (A1+A2)		2	41144291	41144291	44.88	44.88	8500000	20.66
B	Public shareholding							
1	Institutions							
a	Mutual Funds/UTI	6	1532112	1532112	1.67	1.67	0	0.00
b	Financial Institutions/Banks	3	13500	13500	0.01	0.01	0	0.00
c	Central Govt./State Govt.	2	2078385	2078385	2.27	2.27	0	0.00
d	Venture Capital Funds	0	0	0	0.00	0.00	0	0.00
e	Insurance Companies	0	0	0	0.00	0.00	0	0.00
f	Foreign Institutional Investors	16	8759163	8759163	9.55	9.55	0	0.00
g	Foreign Venture Capital Investors	0	0	0	0.00	0.00	0	0.00
h	Any other	0	0	0	0.00	0.00	0	0.00
SubTotal : B1		27	12383160	12383160	13.51	13.51	0	0.00
2	Non-Institutions							
a	Bodies Corporate	936	20292309	20292309	22.13	22.13	0	0.00
bi	Ind-Hold nominal shr capital upto Rs. 1L	22092	5613237	5600281	6.12	6.12	0	0.00
bii	Ind-Hold nominal shr capital in excess of Rs. 1L	19	4959358	4959358	5.41	5.41	0	0.00
c	Any Other							
c01	Clearing member	179	488356	488356	0.53	0.53	0	0.00
c02	NRIs	225	167627	167627	0.18	0.18	0	0.00
c03	Foreign Corp Bodies (Including FDI)	3	5280299	3309747	5.76	5.76	0	0.00
c04	Foreign Nationals	3	1350000	1350000	1.47	1.47	0	0.00
	Trusts	7	5200	5200	0.01	0.01	0	0.00
	Directors	1	500	500	0.00	0.00	0	0.00
	Directors Relatives	1	1000	1000	0.00	0.00	0	0.00
SubTotal : B2		23466	38157886	36174378	41.62	41.62	0	0.00
SubTotal : B = (B1+B2)		23493	50541046	48557538	55.12	55.12	0	0.00
C	Shares held by Custodians and against which Depository receipt have been issued							
		0	0	0	0.00	0.00	0	0.00
SubTotal :		0	0	0	0.00	0.00	0	0.00
SubTotal : C		0	0	0	0.00	0.00	0	0.00
Total of A + B		23495	91685337	89701829	100.00	100.00	8500000	9.27
Total of A + B + C		23495	91685337	89701829	100.00	100.00	8500000	9.27




Statement showing Shareholding of persons belonging to the category Promoter and Promoter Group"						
SrNo	Name of the shareholder	Total shares held		Shares pledged or otherwise encumbered		
		Number of shares grand total (A)+(B)+(C)	As a % of grand total	Number	As a percentage grand total	As a % of grand total (A)+(B)+(C) of sub-clause (I)(a)
1	GANDHARVRAJ MANILAL MANSOTRA	3000	0.00	0	0.00	0.00
2	WISDOM GLOBAL ENTERPRISES LIMITED	41141291	44.87	8500000	20.66	9.27
Total:		41144291	44.88	8500000	20.66	9.27



(I)(c) Statement showing Shareholding of persons belonging to the category "Public " and holding more than 1% of the total number of shares				
SrNo	Name of the shareholder	Number of shares	res as a percentage of total number shares {i.e. Grand Total (A)+(B)+(C) indicated in statement at para (I)(a) above}	
1	ARCADIA SHARE AND STOCK BROKERS PRIVATE	4609598	5.03	
2	RHODES DIVERSIFIED	3563083	3.89	
3	BANK MUSCAT (SAOG) A/C BANKMUSCAT INDIA	2504600	2.73	
4	MTL SHARE AND STOCK BROKER LTD	2418801	2.64	
5	STOCK HOLDING CORPORATION OF INDIA LTD -	2263700	2.47	
6	BARCLAYS CAPITAL MAURITIUS LIMITED	1970552	2.15	
7	BARCLAYS CAPITAL MAURITIUS LTD	1970552	2.15	
8	UNITED INDIA INSURANCE COMPANY LIMITED	1829799	2.00	
9	GOLDMAN SACHS INVESTMENTS (MAURITIUS) I	1339195	1.46	
10	MAJI INFRASTRUCTURE PVT.LTD	1210000	1.32	
11	SHINSEI UTI INDIA FUND (MAURITIUS) LIMIT	957695	1.04	
12	ARCADIA SHARE AND STOCK BROKERS PVT. LTD	935326	1.02	
Total :		25572901	27.89	
(I)(d) Statement showing details of locked-in shares				
SrNo	Name of the shareholder	Number of shares	res as a percentage of total number shares {i.e. Grand Total (A)+(B)+(C) indicated in statement at para (I)(a) above}	
1	WISDOM GLOBAL ENTERPRISES LIMITED	1650000	1.80	
Total :		1650000	1.80	



SHAREHOLDING PATTERN SUMMARY FOR FREE FLOAT INDICES		FORM A	
Name of the Company : CORE PROJECT & TECHNOLOGIES LTD. RS.2/-			
Scrip code :	512199	Quarter Ended :	30/06/2009
CategoryCd	Category	No.Of Shares Held	% of Shareholding
I	CONTROLLING/STRATEGIC HOLDING		
A	BASED IN INDIA		
1	Indian Individuals/HUFs and Relatives	3000	0.00
2	Indian Corporate Bodies/Trusts/Partnerships	41141291	44.87
3	Persons Acting in Concert(also include Suppliers/Customers)	0	0.00
4	Other Directors and Relatives(other than in 1 above)	0	0.00
5	Employee Welfare Trusts/ESOPs(already converted into shares but locked in)	0	0.00
6	Banks/Financial Institutions	0	0.00
7	Central/State Govt.	0	0.00
8	Central/State Govt. Institutions	0	0.00
9	Venture Funds/Private Equity Funds	0	0.00
Sub Total A		41144291	44.88
B	BASED OVERSEAS		
10	Foreign Individuals(including FDI)	0	0.00
11	Foreign Corporate Bodies(Including FDI)	0	0.00
12	Non Resident Indians(Individuals)	0	0.00
13	Non Resident Indian Corporate Bodies	0	0.00
Sub Total B		0	0.00
	GRDs/ADRs/ADSS		
		0	0.00
Total C		0	0.00
D	Others(Please Specify here)		
		0	0.00
Sub Total D		0	0.00
E	Any other shares locked-in(except covered above)		
		0	0.00
Sub Total E		0	0.00
Sub Total I		41144291	44.88
II	FREE FLOAT		
A	BASED IN INDIA		
1	Indian Individuals/HUFs	10570095	11.53
2	Indian Corporate Bodies/Trusts/Partnerships	20297509	22.14
3	Independent Directors & Relatives	1500	0.00
4	Present Employees	2500	0.00
5	Banks/Financial Institutions	13500	0.01
6	Central/State Govt.	0	0.00
7	Central/State Govt. Institutions	2078385	2.27
8	Insurance Companies	0	0.00
9	Mutual Funds	1532112	1.67
10	Venture Funds/Private Equity Funds	0	0.00
11	Customers	0	0.00
12	Suppliers	0	0.00
Sub Total A		34495601	37.62
	BASED OVERSEAS		
13	Foreign Individuals	1350000	1.47
14	Foreign Corporate Bodies	5280299	5.76
15	Foreign Institutional Investors(SEBI-registered)	8759163	9.55
16	Non Resident Indians(individuals)	167627	0.18
17	Non Resident Indian Corporate Bodies	0	0.00
Sub Total B		15557089	16.97
C	GDRs/ADRs/ADSS		
		0	0.00
Sub Total C		0	0.00
D	Others(Please specify here)		
1	clearing members	488356	0.53
Sub Total D		488356	0.53
Sub Total II		50541046	55.12
Grand Total:		91685337	100.00
BROAD SUMMARY OF HOLDINGS		No.Of Shares Held	% of Shareholding
Total Controlling/Strategic Holdings		41144291	44.88
Total Free - Float		50541046	55.12
Grand Total:		91685337	100.00
SUMMARY OF DOMESTIC/FOREIGN HOLDINGS		No.Of Shares Held	% of Shareholding
Total Domestic Holding		76128248	83.03
Total Foreign Holding		15557089	16.97
Grand Total:		91685337	100.00



CONTROLLING/STRATEGIC HOLDERS

FORM B

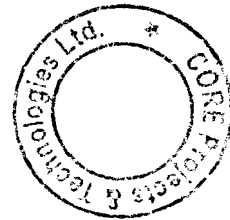
(Include every single holder and list them Categorywise)

Name of the Company : CORE PROJECT & TECHNOLOGIES LTD. RS.2/-


Scrip code: 512199

Quarter Ended : 30/06/2009


SrNo	Holders Name	No.Of Shares Held	% Of ShareHolding	Category Code
CORPORATE BODIES				
1	WISDOM GLOBAL ENTERPRISES LIMITED	41141291	44.87	IA2
		41141291	44.87	
DIRECTORS RELATIVES				
1	GANDHARVRAJ MANILAL MANSOTRA	3000	0.00	IA1
		3000	0.00	



FREE -FLOAT HOLDERS		FORM C			
DISCLOSE ONLY HOLDINGS OF 1% & ABOVE					
(List holders Categorywise)					
Name of the Company : CORE PROJECT & TECHNOLOGIES LTD. RS.2/-					
Scrip Code : 512199		Quarter Ended : 30/06/2009			
SrNo	Holders Name	No.Of Shares	% of share	Category	Relationship if any
		Held	holding	Code	with anyone in I
CORPORATE BODIES					
1	ARCADIA SHARE AND STOCK BROKERS PRIVATE	4609598	5.03	IIA2	
2	MTL SHARE AND STOCK BROKER LTD	2418801	2.64	IIA2	
3	STOCK HOLDING CORPORATION OF INDIA LTD -	2263700	2.47	IIA2	
4	MAJI INFRASTRUCTURE PVT.LTD	1210000	1.32	IIA2	
5	ARCADIA SHARE AND STOCK BROKERS PVT. LTD	935326	1.02	IIA2	
		11437425	12.48		
FOREIGN INSTITUTIONAL INVESTORS					
1	RHODES DIVERSIFIED	3563083	3.89	IIB15	
2	BANK MUSCAT (SAOG) A/C BANKMUSCAT INDIA	2504600	2.73	IIB15	
3	SHINSEI UTI INDIA FUND (MAURITIUS) LIMIT	957695	1.04	IIB15	
		7025378	7.66		
CENTRAL/STATE GOVT. INSTITUTIONS					
1	UNITED INDIA INSURANCE COMPANY LIMITED	1829799	2.00	IIA7	
		1829799	2.00		
FOREIGN CORPORATE BODIES (INCLUDING FDI)					
1	BARCLAYS CAPITAL MAURITIUS LIMITED	1970552	2.15	IIB14	
2	BARCLAYS CAPITAL MAURITIUS LIMITED	1970552	2.15	IIB14	
3	GOLDMAN SACHS INVESTMENTS (MAURITIUS)	1339195	1.46	IIB14	
		5280299	5.76		



(II)(a) Statement showing details of Depository Receipts(DRs)				
Sr. No.	Type of outstanding DR	Number of outstanding DRs	Number of shares underlying outstanding DRs	Shares underlying outstanding DRs as a percentage of total Number of shares {i.e. Grand Total (A) + (B) + (C) indicated in Statement at para (I)(a) above}
1.	-	-	-	-
2.	-	-	-	-
Total :	-	-	-	-



(II)(b) Statement showing Holding of Depository Receipts (DRs), Where underlying shares are in excess of 1% of the total number of shares				
Sr. No.	Name of the DR Holder	Type of outstanding DF (ADRs,GDRs, SDRs etc.)	Number of shares underlying outstanding DRs	Shares underlying outstanding DRs as a percentage of total Number of shares {i.e. Grand Total (A) + (B) + (C) indicated in Statement at para (I)(a) above}
1.	-	-	-	-
2.	-	-	-	-
Total :	-	-	-	-

